




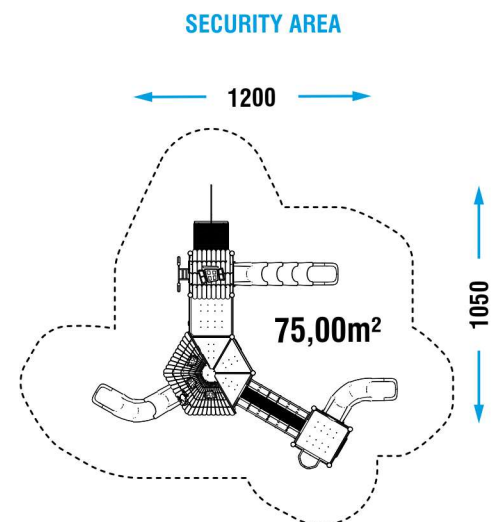




	CATALOG COLLECTION	PARTY LINE
	DIMENSIONS (L x W x H) in cm	820 x 765 x 370 cm
	IMPACT AREA	75,00 m ²
	MAXIMUM CFH	180 cm
	SUGGESTED AGE OF USE	10+
	NUMBER OF USERS	18




COMPOSITION

- n° 17 Ø120 mm hexagonal section aluminium structural posts
- n° 10 powder-coated chequered aluminum decks
- n° 1 HDPE sheet roof
- n° 1 hexagonal roof
- n° 1 guard panel for perch
- n° 10 HDPE sheet guard panels
- n° 6 closed metal guard panels
- n° 1 fireman's post
- n° 1 «CORDE» bridge
- n° 2 HDPE sheet thrust bearing
- n° 1 metal tubular climbing
- n° 1 ramp with rope
- n° 1 roto-molded PTE modular slide (H125)
- n° 1 roto-molded PTE modular slide (H180)
- HDPE sheet decorations

PLAY PANELS



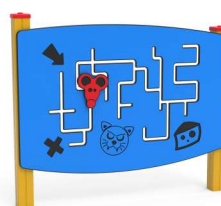
MUSICAL PLAY PANEL
x1



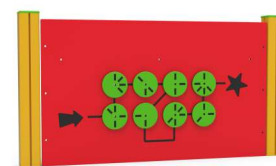
LUDIC PLAY PANEL
x1



EDUCATIONAL PLAY PANEL
x1




EDUCATIONAL PLAY PANEL
x1



EDUCATIONAL PLAY PANEL
x1

INSTALLATION



Where there is an aluminum pole, the plinth must be created directly on it.



If there is already an adequate fund in CLS the game can be supplied with special brackets for fixing to the ground (option applicable only with confirmation of feasibility).

Make a proper security surface according to CFH. Periodic maintenance is mandatory, following manual supplied to customer.

MATERIALE (mm) MATERIAL (mm)	DESCRIZIONE (mm) DESCRIPTION (mm)	PROFONDITÀ MINIMA (mm) (b) MINIMUM DEPTH (mm) (b)	ALTEZZA MASSIMA DI CADUTA (mm) CRITICAL FALL HEIGHT (mm)
PRATO/TERRICCIO LAWN/SOIL			1000 (d)
CORTECCIA BARK	PEZZATURA DA 20 A 80 20 TO 80 GRAIN SIZE	200	2000
		300	3000
TRUCIOLI DI LEGNO WOOD CHIPS	PEZZATURA DA 20 A 80 20 TO 80 GRAIN SIZE	200	2000
		300	3000
SABBIA SAND	PEZZATURA DA 20 A 80 20 TO 80 GRAIN SIZE	200	2000
		300	3000
GHIAIA GRAVEL	PEZZATURA DA 20 A 80 20 TO 80 GRAIN SIZE	200	2000
		300	3000
PAVIMENTAZIONE IN GOMMA RISPONDENTE A HIC RUBBER SURFACING RESPONDENT TO HIC	SPESSORE/THICKNESS	30mm	1000
		40mm	1300
		45mm	1500
		60mm	2000
		70mm	2500
		90mm	3000
			SOTTOPOSTA A PROVE DI CADUTA DEPENDENT ON CERTIFICATION TESTS